

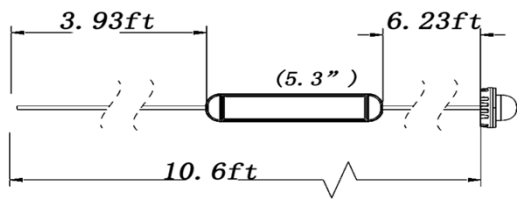
HIDEAWAY LED LIGHTS INSTRUCTION

TECHNICAL SPECIFICATIONS

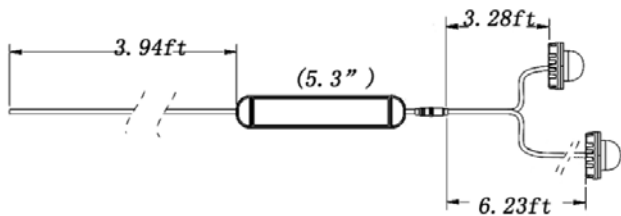
VOLTAGE:	9-30V:
FLASH PATTERNS:	26
MAX NUMBER OF SYNC'D HEADS:	15 units
OPERATING TEMPERATURE:	-30°C to +60°C
APPROVAL:	ECE R10;
COLOURS:	Amber; Blue; White; Red;

CABLE DIMENSION

SINGLE UNIT



DOUBLE UNIT



ELECTRICAL CONNECTIONS

RED: +VDC (Fuse @ 3A)

BLACK: - GROUND

YELLOW: FLASH PATTERN SELECTION

.....Apply Yellow to Black

.....Less than 1 second for next pattern

.....1 to 3 second for previous pattern

.....More than 5 seconds for turn off, when power is reapplied it will resume the previous pattern

WHITE: Synchronization

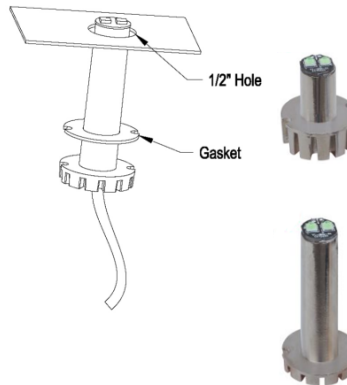
.....Connect White wires of all heads together for synchronization

Flash Patterns

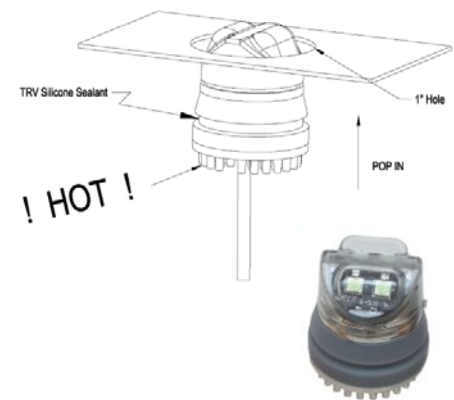
1	Single	14	Triple (Alternate)
2	Single (Slow)	15	Quad (Alternate)
3	Double	16	Octa (Fast, Alternate)
4	Double (Slow)	17	Single (Split)
5	Triple	18	Double (Split)
6	Quad (Fast)	19	Quad (Split)
7	Quad (Slow)	20	Octa (Split)
8	Octa (Fast)	21	Single (Split Accelerate)
9	Octa (Slow)	22	Double (Split Accelerate)
10	Twelve Flash	23	SOS
11	Sixteen Flash	24	Cycle (1,8,3,9,4,18)
12	Single (Alternate)	25	Cycle (2,7,9,11,19,21)
13	Double (Alternate)	26	Steady

HIDEAWAY LIGHTS INSTALLATION

GASKET STICKER



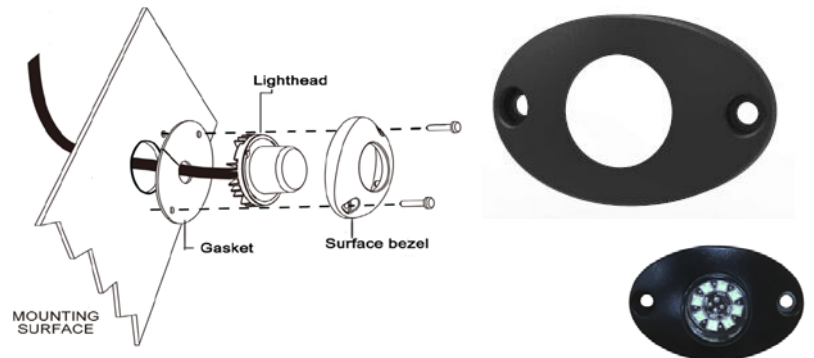
INSTALL DIRECTLY



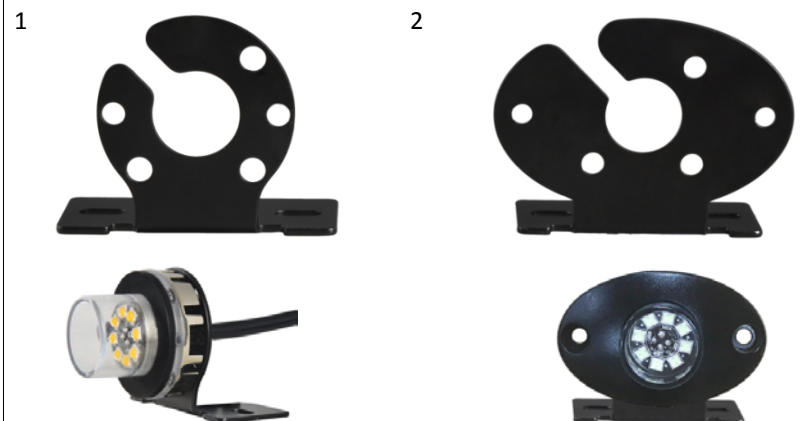
SCREW INSTALLATION



SURFACE MOUNTING OPTION



BRACKET OPTION



WARNING!

Do not look directly into LEDs while in operation; this may cause momentary blindness and/or eye damage.